
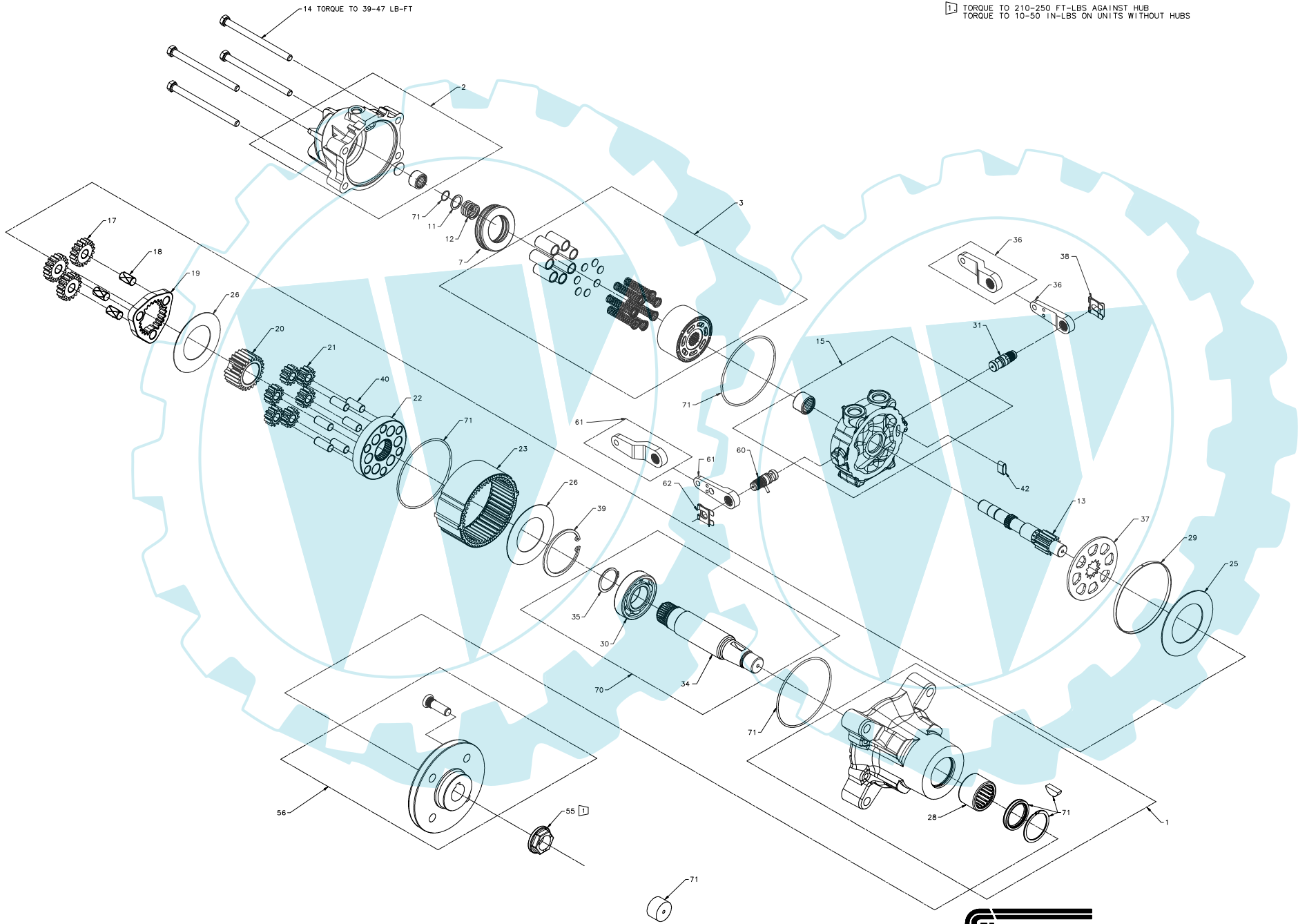


# PRM SERVICE PARTS SCHEMATIC

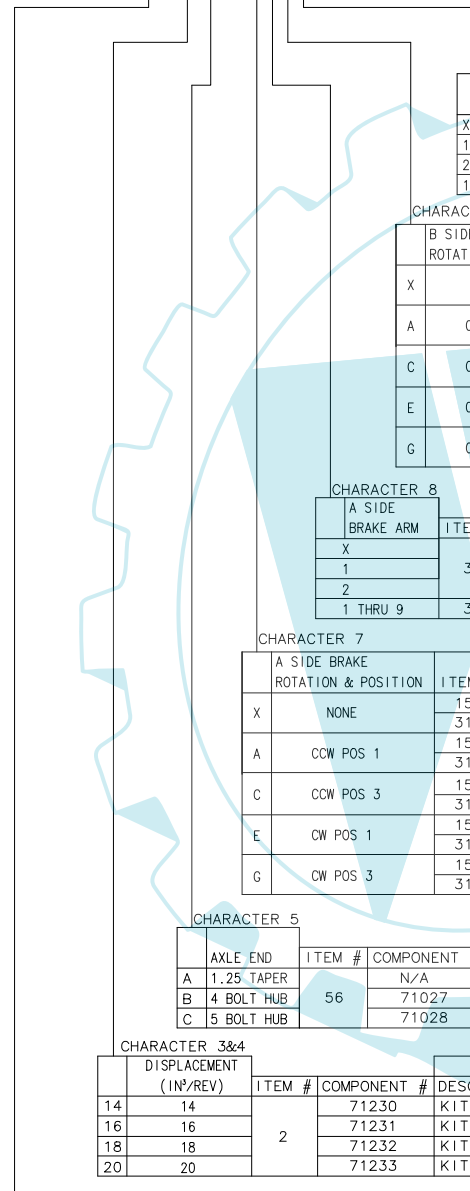
## NOTES

 TORQUE TO 210-250 FT-LBS AGAINST HUB  
TORQUE TO 10-50 IN-LBS ON UNITS WITHOUT HUBS



# PRM KIT CONFIGURATION GUIDE

MODEL CODE: M\*-\*\*\*X-\*\*\*-XXXX



CHARACTER 10

B SIDE BRAKE ARM		*B* SIDE BRAKE ACTUATING ARM			
ITEM #	COMPONENT #	DESCRIPTION	QTY		
X		N/A	NONE	0	
1	61	52501	HANDLE, ACTUATING	1	
2		52212	HANDLE, ACTUATING OFFSET 2.75	1	
1 THRU 9	62	52027	CLIP, RETAINING	1	

CHARACTER 9

B SIDE BRAKE ROTATION & POSITION		*B* SIDE PORT BLOCK & BRAKE CAM KITS			
ITEM #	COMPONENT #	DESCRIPTION	QTY		
X		NONE	N/A	0	
	60	NONE	N/A	0	
A		15	71234	KIT, BLOCK, PORT *B* SIDE	1
	60	51795	BRAKE CAM CCW	1	
C		15	71234	KIT, BLOCK, PORT *B* SIDE	1
	60	51795	BRAKE CAM CCW	1	
E		15	71234	KIT, BLOCK, PORT *B* SIDE	1
	60	51848	BRAKE CAM CW	1	
G		15	71234	KIT, BLOCK, PORT *B* SIDE	1
	60	51848	BRAKE CAM CW	1	

CHARACTER 8

A SIDE BRAKE ARM		*A* SIDE BRAKE ACTUATING ARM			
ITEM #	COMPONENT #	DESCRIPTION	QTY		
X		N/A	NONE	0	
1	36	52501	HANDLE, ACTUATING	1	
2		52212	HANDLE, ACTUATING OFFSET 2.75	1	
1 THRU 9	38	52027	CLIP, RETAINING	1	

CHARACTER 7

A SIDE BRAKE ROTATION & POSITION		*A* SIDE PORT BLOCK & BRAKE CAM KITS			
ITEM #	COMPONENT #	DESCRIPTION	QTY		
X		15	NONE	N/A	0
	31	NONE	N/A	0	
A		15	71235	KIT, BLOCK, PORT *A* SIDE	1
	31	51795	BRAKE CAM CCW	1	
C		15	71235	KIT, BLOCK, PORT *A* SIDE	1
	31	51795	BRAKE CAM CCW	1	
E		15	71235	KIT, BLOCK, PORT *A* SIDE	1
	31	51848	BRAKE CAM CW	1	
G		15	71235	KIT, BLOCK, PORT *A* SIDE	1
	31	51848	BRAKE CAM CW	1	

CHARACTER 5

AXLE END		HUB KITS			
ITEM #	COMPONENT #	DESCRIPTION	QTY		
A		N/A	NONE	0	
B	56	71027	KIT, HUB 4 BOLT	1	
C		71028	KIT, HUB 5 BOLT	1	

CHARACTER 3&4

DISPLACEMENT (IN/REV)		MOTOR HOUSING KITS			
ITEM #	COMPONENT #	DESCRIPTION	QTY		
14		2	71230	KIT, HOUSING, MOTOR 10.66 DEGREE	1
16			71231	KIT, HOUSING, MOTOR 12.14 DEGREE	1
18			71232	KIT, HOUSING, MOTOR 13.61 DEGREE	1
20			71233	KIT, HOUSING, MOTOR 15 DEGREE	1

CHARACTER 2

FRAME SIZE	
R	Ø7.312 BOLT MOUNT

COMMON PARTS AND KITS			
ITEM	DESCRIPTION	PART #	QTY
1	KIT, AXLE HOUSING	71239	1
2	KIT, MOTOR BLOCK	70082	1
7	BEARING, THRUST	50552	1
11	WASHER, .701 X .906 X .047	2000024	1
12	SPRING, BLOCK HEL COMP	2000025	1
13	SHAFT, MOTOR	51784	1
14	SCREW, FHCS 3/8-16 X 5.5	51786	4
17	GEAR, 18T PLANET	51777	3
18	PIN, CARRIER .500 X .900	51788	3
19	CARRIER, PLANETARY, PRIMARY	51808	1
20	GEAR, 24T SUN	51778	1
21	GEAR, 12T PLANET	51885	6
22	CARRIER, PLANETARY, SECONDARY	51883	1
23	GEAR, 48T RING	51789	1
25	WASHER, STATOR 2.50 X 4.085 X .0598	51790	1
26	WASHER, 2.187 X 3.800 X .038	51791	2
28	BEARING, NEEDLE 1.500 X 1.875 X 1.250	51793	1
29	SPACER, STATOR	51792	1
30	BEARING, BALL 1.3780 X 2.8346 X .6693	51815	1
34	SHAFT, AXLE	51938	1
35	RING, RETAINING 1.375 EXTERNAL	51797	1
37	ROTOR, BRAKE	51799	1
39	RING, RETAINING 2.835 INTERNAL	51814	1
40	PIN, CARRIER .455 X 1.150	51884	6
42	PUCK, BRAKE	51775	1
55	NUT, HEX TOP LOCK 1-20 UNEF-2B	51937	1
70	KIT, AXLE SHAFT	71238	1
71	KIT, SEAL	71240	1