

Stand 15.07.2002

ERSATZTEILLISTE

ECHO Motorsense
SRM-300E

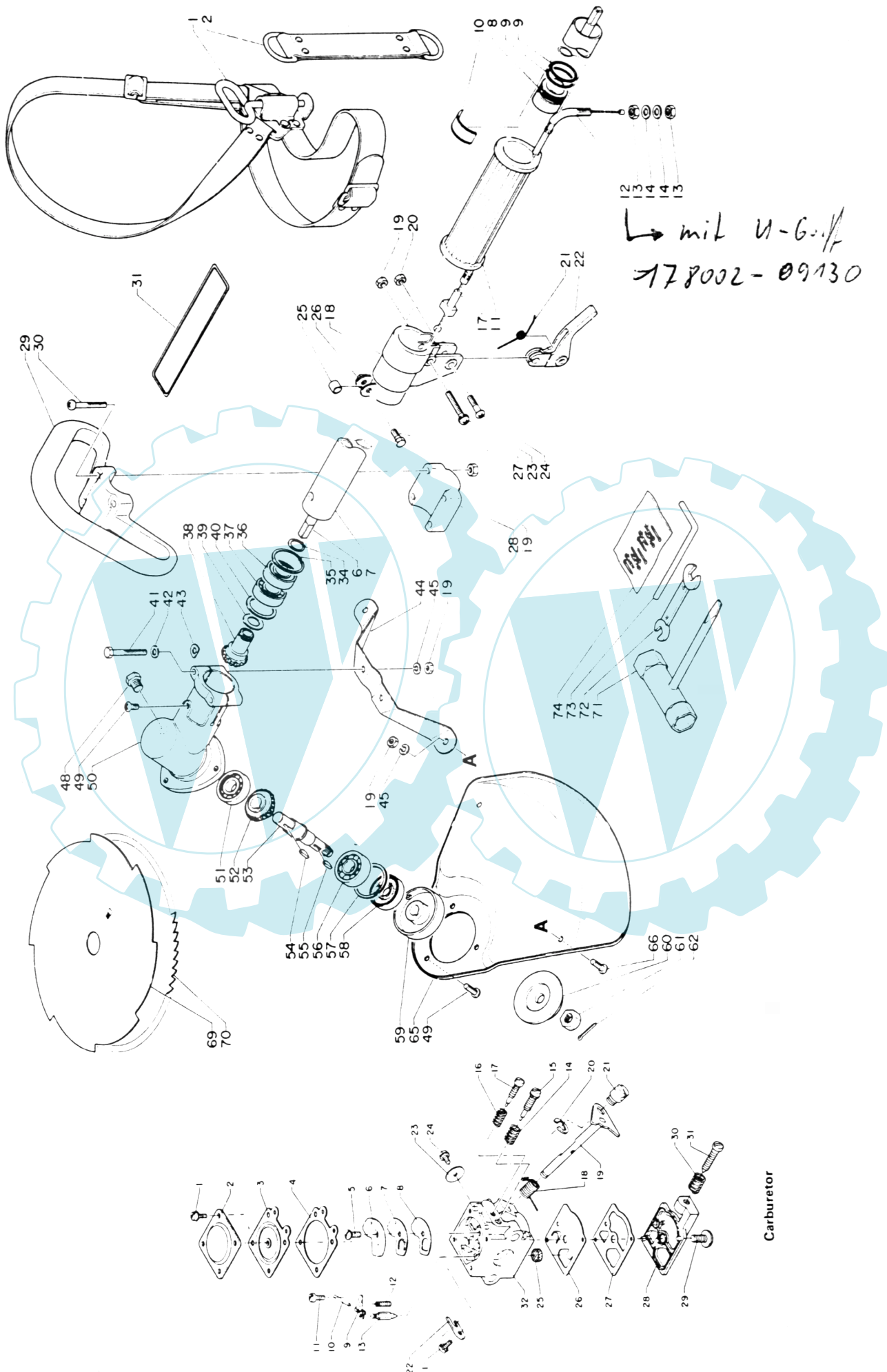
ECHO-Motorgeräte
Vertrieb Deutschland GmbH
Otto-Schott-Str. 7

72555 Metzingen

Telefon 07123-1091
Telefax 07123-2589
<http://www.echo-shop.de>
email: info@echo-shop.de

Ersatzteilliste SRM-300E

Key No.	Part No.	Q'ty	Description	Key No.	Part No.	Q'ty	Description
1- 1	900 242-0501 0	3	Screw 5x10	1-59	123 000-0672 0	1	Carburetor ass'y
2	900 242-0401 0	1	Screw 4x10	60	130 301-0502 0	1	Case, air cleaner
3	101 514-06720	1	Cylinder cover	61	-178 810-0502 0	1	Grommet
4	150 114-0913 0	1	Grommet	62	178 516-0083 0	1	Spacer
5	101 011-0672 0	1	Cylinder	63	178 515-0672 0	1	Choke shutter
6	900 162-0502 0	4	Screw 5x20	64	900 242-0506 0	2	Screw 5x60
7	900 600-0000 5	2	Washer 5	65	130 310-0653 0	1	Air filter
8	101 010-0672 0	1	Gasket, cylinder base	66	130 313-0502 0	1	Cover, air cleaner
9	101 014-0533 0	2	Stud	69	132 115-0492 0	1	Grommet
10	145 510-0573 0	1	Gasket, muffler	70	132 010-0492 0	1	Fuel pipe
*	145 900-0672 0	1	Muffler ass'y	71	131 205-0653 0	1	Fuel strainer
11	-145 806-0672 0	1	Muffler	72	900 242-0501 4	4	Screw 5x14
13	-145 809-0672 0	1	Muffler lid	73	131 910-0672 0	1	Bracket
14	-900 242-0400 8	2	Screw 4x8	74	131 920-0672 0	1	Cushion
12	433 020-0083 0	2	Lock nut 5	75	131 010-0672 0	1	Fuel tank
15	145 862-0672 0	1	Screen	76	131 924-0672 0	1	Cushion
16	145 621-0672 0	1	Muffler cover	77	131 918-0672 0	1	Bracket
19	890 012-1113 2	1	Decal, ECHO	***	131600-22130	1	Cap ass'y, fuel tank
20	900 242-0402 0	6	Screw 4x20	78	-131 315-0502 0	1	Filter, check valve
**	177 200-0672 0	1	Recoil starter ass'y	79	-131 314-0632 0	1	Check valve
21	-177 209-0672 0	1	Starter case	80	-131 017-0743 0	1	Cap, fuel tank
22	-177 216-1233 0	1	Bush	81	-131 016-0492 0	1	Gasket, fuel tank
23	-177 221-0672 0	1	Side plate	84	150 200-0393 1	1	Flywheel
24	-177 220-0393 0	1	Rewind spring	85	100 143-0672 0	1	Washer
25	-177 242-0672 0	1	Side plate	86	175 016-0672 0	1	Clutch boss
26	-177 215-0413 0	1	Recoil drum	87	175 048-0553 0	2	Washer
27	-177 246-0393 0	1	Clip	88	175 009-0573 1	2	Clutch shoe
28	-177 226-0393 0	1	Rope	89	175 018-0573 1	1	Clutch spring
29	-177 227-0533 0	1	Rope guide	90	175 049-0553 0	2	Washer
30	-177 228-1113 0	1	Starter handle	91	175 046-0553 0	2	Clutch bolt
31	-177 243-0413 0	1	Pawl catcher	92	175 005-0672 0	1	Clutch drum
32	-900 220-0400 8	2	Screw 4x8	93	900 702-0003 5	1	Circlip 35
33	-177 214-0283 0	1	Washer	94	900 819-0620 1	1	Ball bearing 6201
34	-900 241-0400 8	1	Screw 4x8	95	900 701-0001 2	1	Circlip 12
35	177 305-0672 0	1	Ratchet ass'y	96	150 110-0913 0	1	Grommet
38	100 213-0283 0	1	Oil seal	97	101 511-0672 0	1	Fan cover
39	900 242-0503 0	4	Screw 5x30	98	900 242-0502 5	5	Screw 5x25
40	100 200-0672 0	1	Crankcase set	99	890 112-0913 0	1	Decal, model
52	-100 215-0283 0	4	Knock pin	100	900 100-0502 5	2	Bolt 5x25
41	900 702-0003 2	1	Circlip 32	101	900 605-0000 5	2	Spring washer 5
42	900 810-3620 2	2	Ball bearing 6202	102	163 810-0672 0	1	Bracket, switch
43	100 100-0672 0	1	Crankshaft ass'y	103	163 400-0652 0	1	Switch
44	100 131-0162 0	1	Woodruff key	106	150 626-0913 0	1	Ignition coil
46	100 011-0573 1	2	Piston ring	107	900 242-0401 5	2	Screw 4x15
47	100 010-0573 1	1	Piston	108	900 242-0402 2	2	Screw 5x22
48	100 013-0573 1	1	Piston pin	109	150 601-0913 0	1	C.D. ignition module
49	100 015-0012 0	2	Circlip, piston pin	110	150 117-0913 0	2	Spacer
50	100 012-1233 0	1	Needle bearing	111	159 012-0343 3	1	Cap, spark plug
51	100 242-0672 0	1	Gasket, crankcase	112	159 011-0343 2	1	Coil spring, plug cap
53	100 212-1123 0	1	Oil seal	113	159 010-0033 0	1	Spark plug
56	130 010-0672 0	1	Gasket	Remarks: * Consist of 11, 13 and 14. ** Consist of 21 thru 34. *** Consist of 78 thru 81. 15: Option 40: Included 52. 60: Included 61.			
57	130 017-0672 0	1	Insulator				
58	130 016-0463 0	1	Gasket				



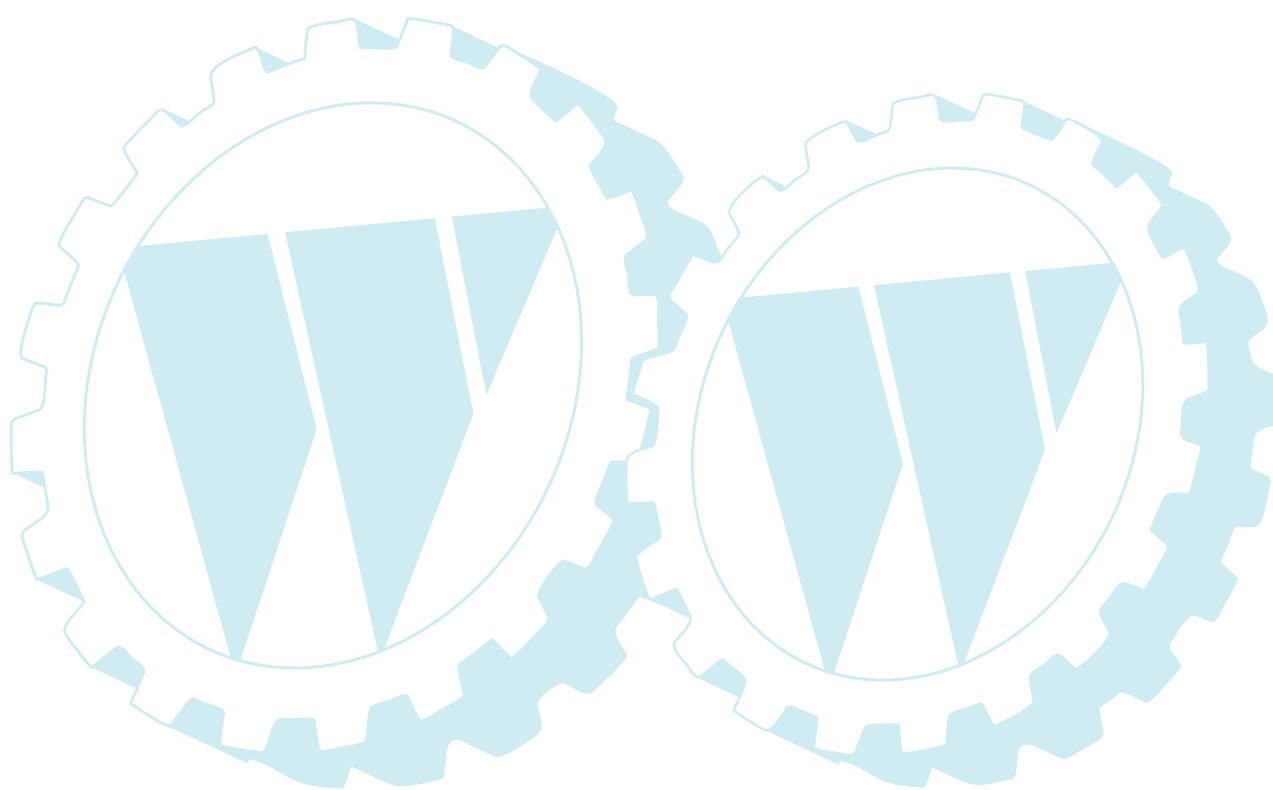
Carburetor

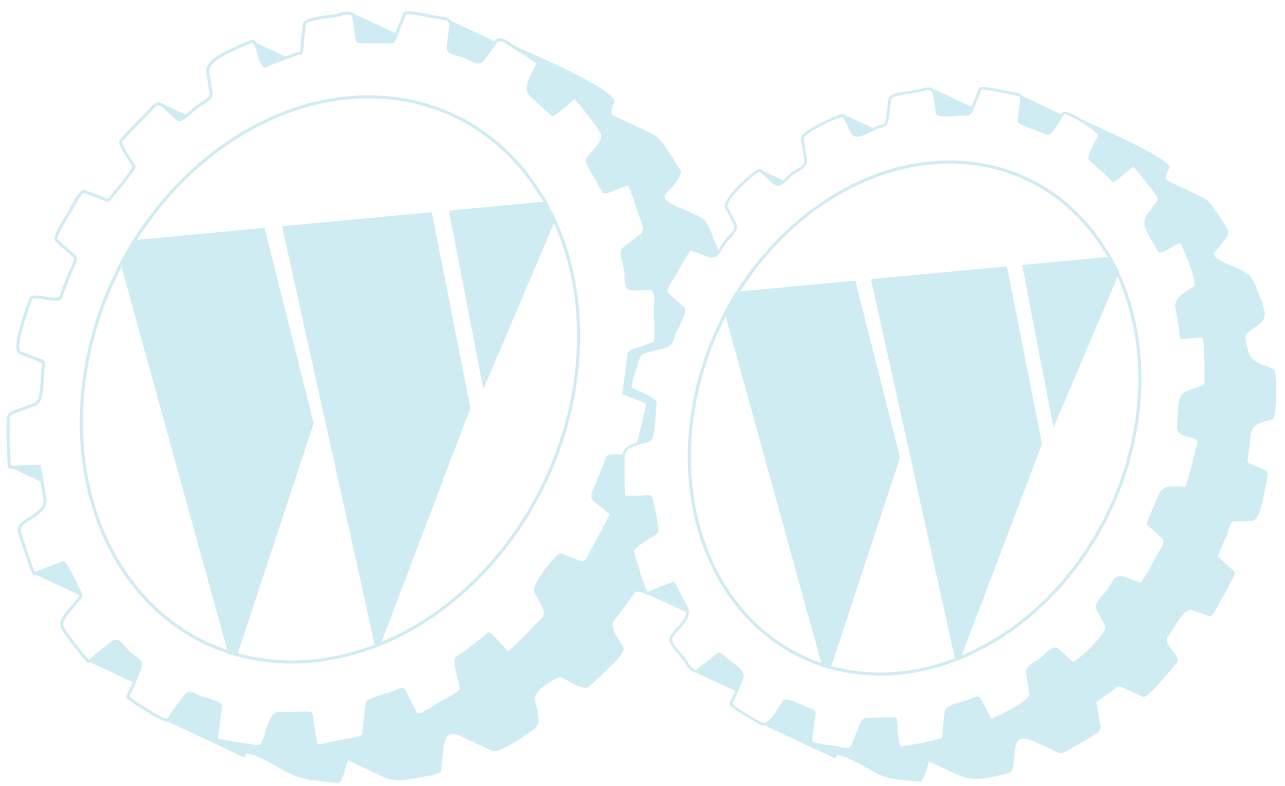


Ersatzteilliste SRM-300E

Key No.	Part No.	Q'ty	Description	Key No.	Part No.	Q'ty	Description
2-1	301 000-0753 0	1	Shoulder strap	2-40	-610 316-0413 0	0-1	Washer
2	-301 305-0753 0	1	Strap	41	-900 100-0504 0	2	Bolt 5x40
6	610 011-0413 0	1	Shaft, drive	42	-900 600-0000 5	3	Washer 5
7	610 206-0663 0	1	Housing ass'y, drive shaft	43	-610 239-0413 0	2	Washer
8	-610 105-0413 0	5	Bush	45	-900 605-0000 5	3	Spring washer 5
9	-900 720-0002 2	10	O-ring 22	48	-900 100-0800 8	1	Bolt 8x8
10	890 152-0493 0	1	Decal	49	-900 220-0501 0	1	Screw 5x10
11	351 012-0563 0	1	Grip	50	-610 410-0753 0	1	Gear housing
12	178 001-0913 0	1	Throttle cable	51	-900 800-3600 0	1	Ball bearing 6000
13	900 500-0000 6	2	Nut 6	53	-610 310-0533 0	1	Shaft, P.T.O.
14	900 600-0000 6	2	Washer 6	54	-100 131-0162 0	1	Woodruff key
17	178 048-0563 0	1	Spacer	55	-610 325-0273 0	1	Woodruff key
18	178 024-0683 0	1	Bracket, throttle	56	-900 810-0620 1	1	Ball bearing 6201
19	900 500-0000 5	1	Nut 5	57	-900 702-0003 2	1	Circlip 32
20	433 020-0083 0	1	Lock nut 5	58	-610 413-0533 0	1	Oil seal
21	178 043-0693 0	1	Return spring	59	-610 313-0413 0	1	Plate, blade fixing
22	178 010-0563 0	1	Throttle trigger	60	-610 314-0413 1	1	Plate, blade fixing
23	900 242-0503 0	1	Screw 5x30	61	-900 511-0001 0	1	Nut 10 L-h
24	178 110-0533 0	1	Screw	62	-900 300-2002 2	1	Slit pin 2x22
25	699 012-0333 0	1	Spacer	**	699 000-0753 0	1	Guard ass'y
26	301 207-0753 0	1	Hook	19	-900 500-0000 5	2	Nut 5
27	900 100-0501 6	1	Bolt 5x16	44	-699 015-0753 0	1	Bracket, guard
26 29	351 201-0693 0	1	Loop handle	64	-900 242-0501 0	3	Screw 5x10
19	-900 500-0000 5	4	Nut 5	65	-699 010-0893 0	1	Guard
28	-351 225-0693 0	1	Bracket	66	-900 220-0500 8	1	Screw 5x8
30	-900 242-0503 5	4	Screw 5x35	69	696 001-0113 0	1	Eight blade cutter
31	890 160-0753 0	1	Decal, caution	70	695 001-0123 0	1	Circular saw
*	610 400-0913 0	1	Gear housing ass'y	71	895 410-0793 0	1	Wrench
19	-900 500-0000 5	2	Nut 5	72	895 112-0033 0	1	Spanner
34	-900 701-0001 2	1	Circlip 12	73	897 518-0113 0	1	Locking bar
35	-900 702-0002 8	1	Circlip 28	74	898 502-0113 0	1	Slit pin w/pouch 1
36	-900 801-0600 1	1	Ball bearing 6001	Remarks: * Consist of 19, 34 thru 62, except 46, 47. ** Consist of 19, 44, 45 and 64 thru 66. 1: Included 2. 7: Included 8 & 9. 29: Included 19, 28 and 30.			
37	-900 800-0600 1	1	Ball bearing 6001				
38, 52	-610 300-0573 0	1	Gear set				
39	-610 317-0533 0	0-1	Washer				

Key No.	Part No.	Q'ty	Description	Key No.	Part No.	Q'ty	Description
3-*	123 000-0672 0	1	Carburetor ass'y (WA-87)	3-20	-123 127-1063 0	1	Clip
1	-123 144-0393 0	5	Screw	21	-123 172-0432 0	1	Swivel
2	-123 142-0393 0	1	Cover, metering diaphragm	22	-123 127-0393 0	1	Clip, throttle shaft
3	-123 141-0393 0	1	Diaphragm, metering	23	-123 116-0393 0	1	Valve, throttle
4	-123 140-0393 0	1	Gasket, m./diaphragm	24	-123 114-0393 0	1	Screw, throttle valve
5	-123 167-0523 0	1	Screw, circuit plate	25	-123 126-0393 0	1	Screen, inlet
6	-123 166-0393 0	1	Plate, circuit	26	-123 112-0393 0	1	Diaphragm, fuel pump
7	-123 165-0393 0	1	Diaphragm, circuit plate	27	-123 125-0393 0	1	Gasket, fuel pump
8	-123 164-0393 0	1	Gasket, circuit plate	28	-123 124-1113 0	1	Cover, fuel pump
9	-123 123-0393 0	1	Lever, metering	29	-123 110-0393 0	1	Screw, pump cover
10	-123 138-0393 0	1	Pin, metering lever	30	-123 133-1113 0	1	Spring, idle screw
11	-123 139-0393 0	1	Screw, metering lever pin	31	-123 134-0653 0	1	Screw, idle adjustment
12	-123 122-0393 0	1	Spring, metering lever	32	-Not Available	1	Body ass'y
13	-123 137-0393 0	1	Valve, inlet needle	Remarks: * Consist of 1 thru 32. <i>Druckplatte AT 300</i> <i>610344-06931</i>			
14	-123 119-0393 0	1	Spring, H.S. needle				
15	-123 120-0672 0	1	Needle, high speed				
16	-123 121-0393 0	1	Spring, idle needle				
17	-123 118-0652 0	1	Needle idle				
18	-123 113-0393 0	1	Spring, throttle return				
19	-123 117-0502 0	1	Shaft, throttle				





ECHO®

Motorgeräte

die geh'n ran

