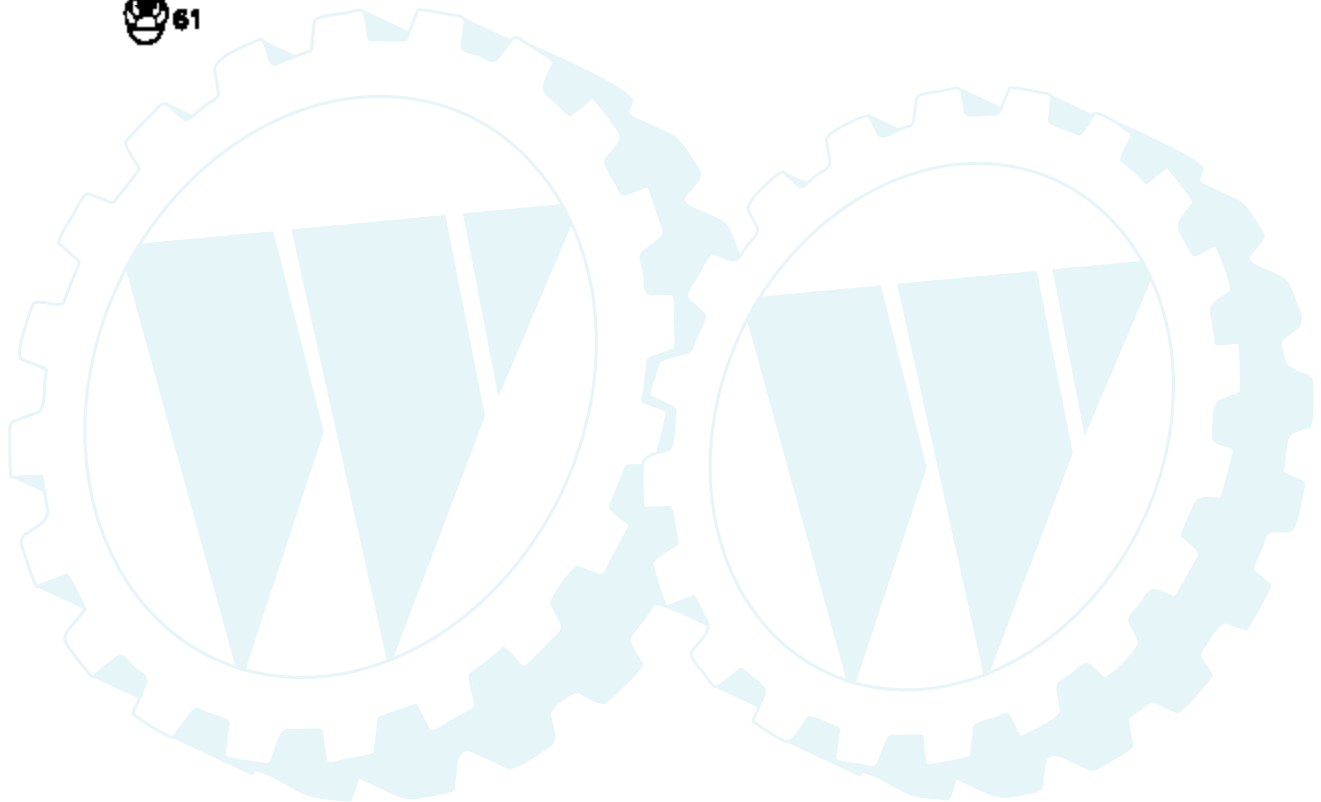
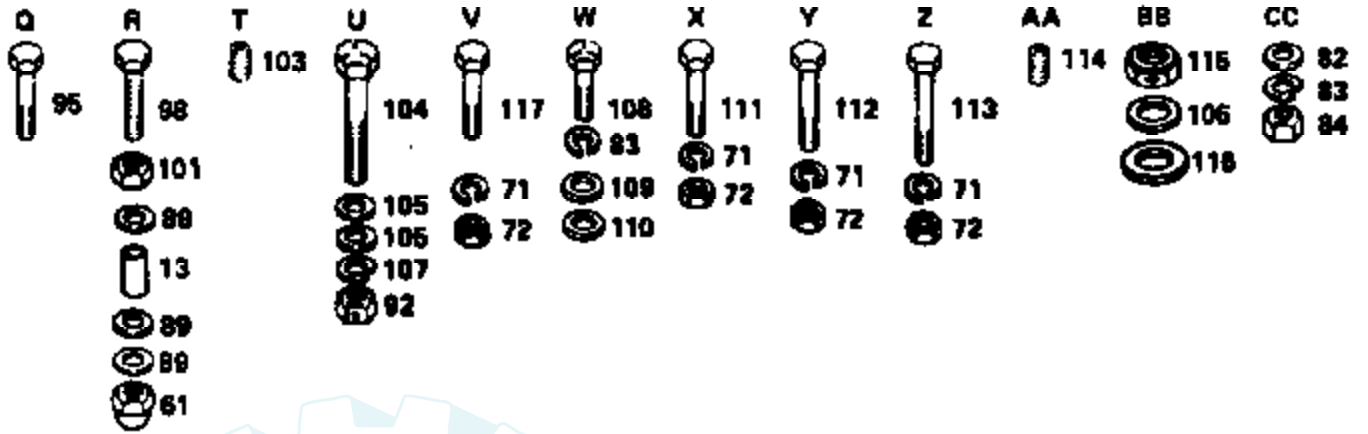
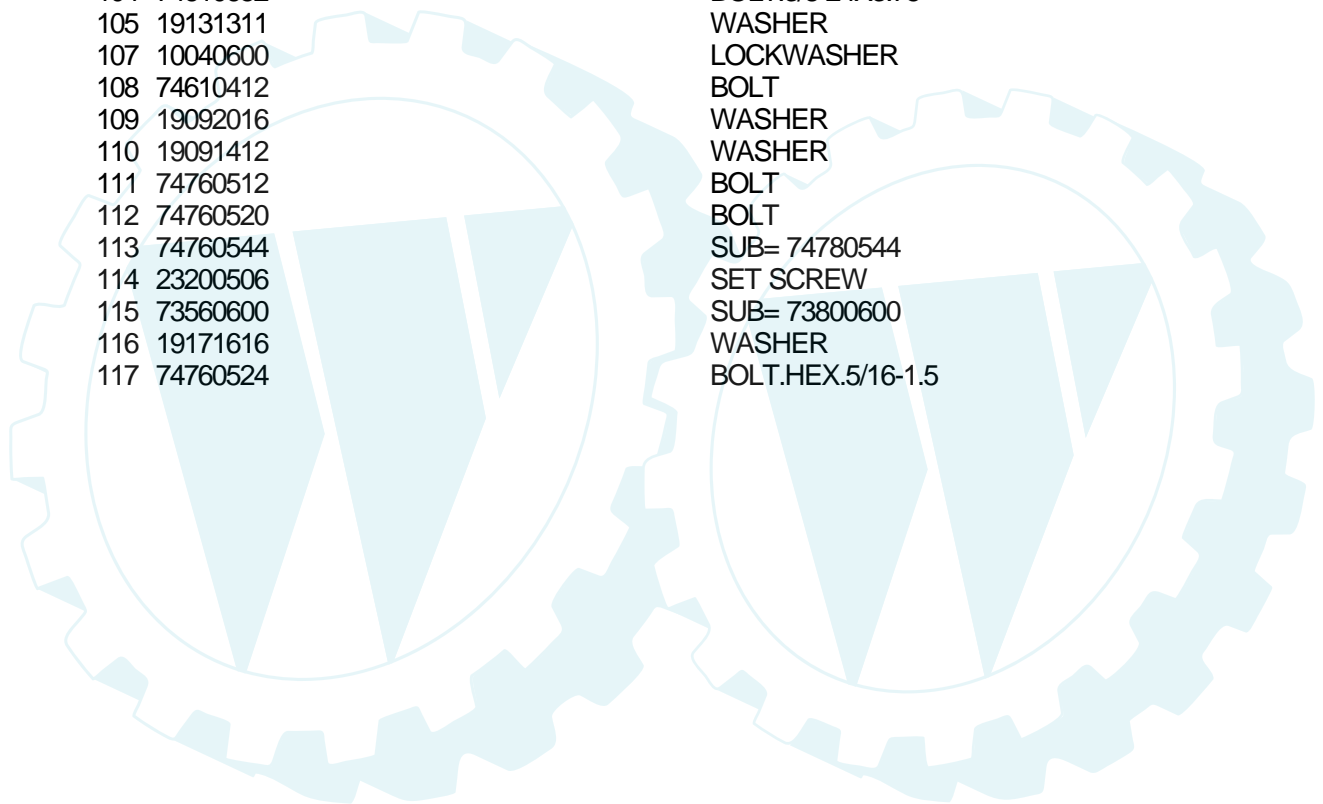


5 H.P. TILLER--MODEL NUMBERS RF500CR

MAIN FRAME

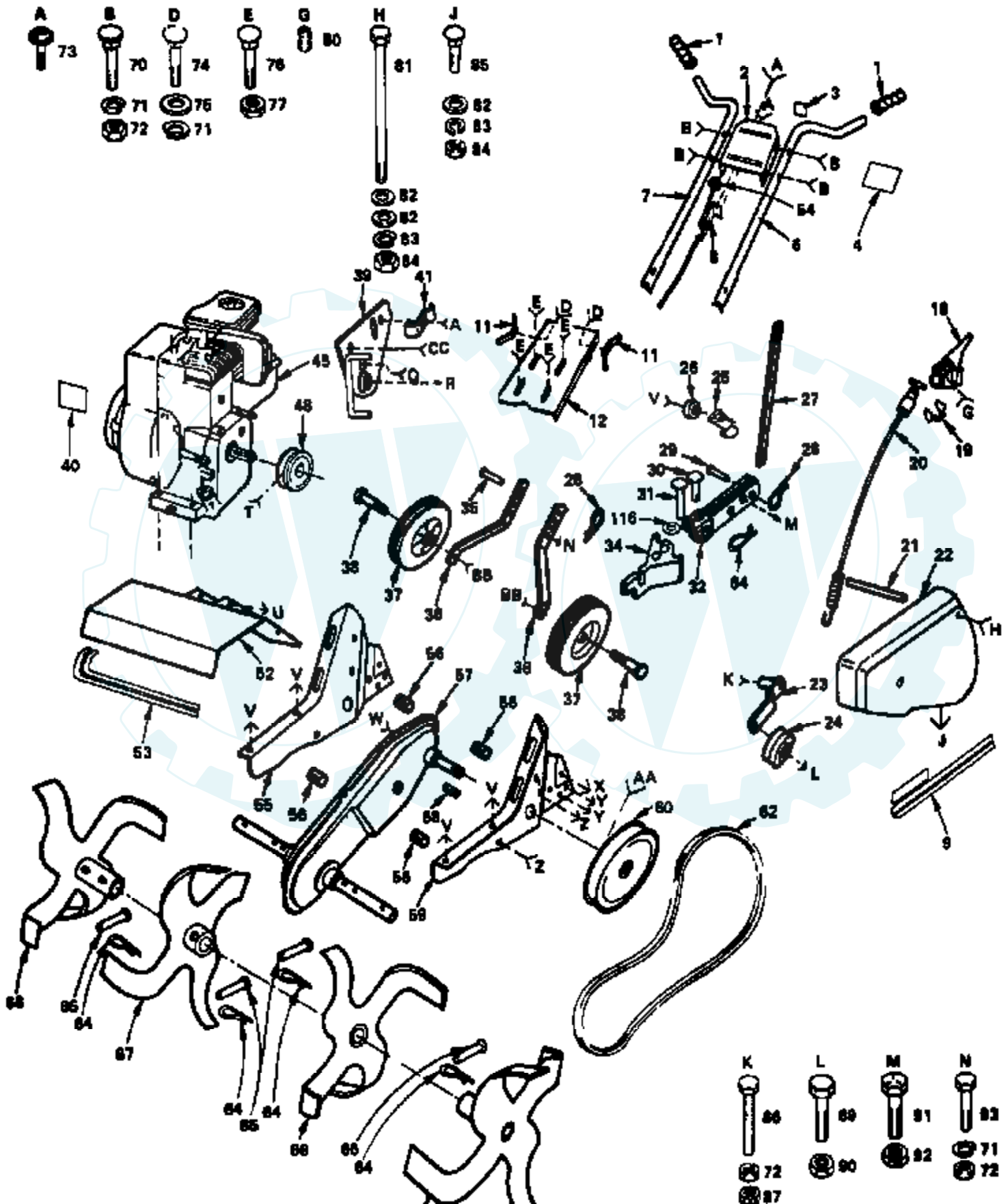


Ref #	Part Number	Qty	Description
13	3328R		SPACER - SPLIT
61	104215X		NLA
71	10040500		LOCKWASHER
72	73220500		NUT.HEX.5/16-18
82	19091016		WASHER
83	10040400		LOCKWASHER
84	73220400		SUB= 50675
89	19131316		WASHER
92	7810H		GRIPCO NUT
95	74770812		SCREW
98	74930648		HEX BOLT
101	73220600		NUT.HEX.3/8-16UNC
103	23200506		SET SCREW
104	74610652		BOLT.3/8-24X3.75
105	19131311		WASHER
107	10040600		LOCKWASHER
108	74610412		BOLT
109	19092016		WASHER
110	19091412		WASHER
111	74760512		BOLT
112	74760520		BOLT
113	74760544		SUB= 74780544
114	23200506		SET SCREW
115	73560600		SUB= 73800600
116	19171616		WASHER
117	74760524		BOLT.HEX.5/16-1.5



5 H.P. TILLER--MODEL NUMBERS RF500CR

MAIN FRAME



Ref #	Part Number	Qty	Description
1	9266R		SUB= 624A78
2	101229D358		BRACKET - HANDLE
3	102722X		NLA
3	104304X		DECAL - THROTTLE
4	104229X		NLA
6	2623J		SUB= 2623J500
7	2624J		SUB= 2624J500
8	2630J		THROTTLE CONT TI
9	104220X		DECAL - BELT GUARD
11	67504		SUB= 136376
12	101960X358		NLA
18	2635J		CONTROL LEVER TI
19	12000027		E-RING
20	3066J		CABLE CLUTCH T
21	316J		SPLIT SPACER
22	2638J358		BELT GUARD
23	674A30		IDLER ARM TI
24	9178R		SUB= 75673
25	5388J		STAKE SPRING TI
26	635J		WASHER CT
27	9554R		SUB= 2582J
28	4921H		SPRING.RETAINER
29	326J		SUB= 4929H
30	2010J		RIVET TI
31	75091240		RIVET
32	674A111		STAKE HOLDER TI
34	1953J		STAKE PIVOT TI
35	9194R		DRILLED RIVET RT
36	9190R		SUB= 9190R500
37	2727J		WHEEL TI
38	4898H		BOLT M
39	106122X		NLA
40	102697X		DECAL - 5HP
41	9484R		CONDIUT CLIP T
45	130202		NLA
48	9177R		SUB= 130812
52	9057R358		SUB= 9057R505
53	104219X		DECAL - TINE SHIELD
54	2878J		KNOB TI
55	1949J		SUB= 1949J500
56	9173R		SPLIT SPACER RT
57	105397X		SUB= 532126669
58	2649M		KEY T
59	1948J		ENGINE BRKT LH TI
60	9175R		TRANS SHEAVE RT
62	9180R		V BELT STD
63	100744M		TINE WELDMENT TI
64	3146R		RETAINER.SPRING
65	4929H		RIVET.PAN HD.1.75
66	674A42		TINE TI
67	674A43		TINE TI
68	100746M		TINE WELDMENT TI
69	74760620		SUB= 74780620
70	72240512		BOLT TI
71	10040500		LOCKWASHER
72	73220500		NUT.HEX.5/16-18
73	17561008		SCREW TI
74	72110510		BOLT

Ref #	Part Number	Qty	Description
75	19121414		WASHER
76	72240506		BOLT
77	98000129		NUT
80	23200405		SCREW
81	74760488		NLA
82	19091016		WASHER
83	10040400		LOCKWASHER
84	73220400		SUB= 50675
85	72240404		BOLT
86	74930532		SUB= 74760532
87	1685H		SUB= 68478
90	73350600		NUT
91	74610620		BOLT
92	7810H		GRIPCO NUT
93	74760516		SUB= 77394
116	19171616		WASHER
	104583X		OWNER'S MANUAL

