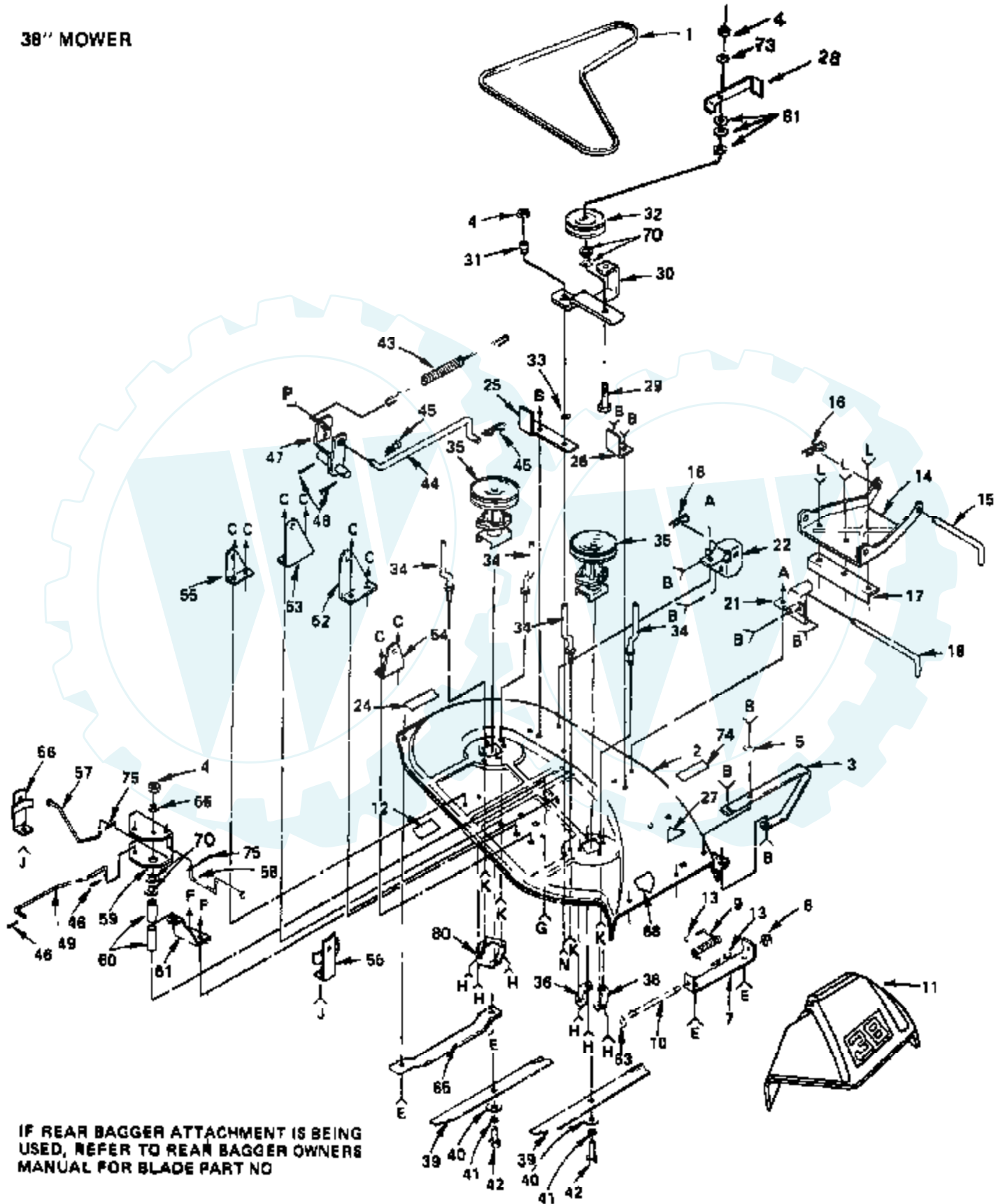


### ROPER LAWN TRACTOR--MODEL NUMBER LT110GR

38" MOWER



IF REAR BAGGER ATTACHMENT IS BEING USED, REFER TO REAR BAGGER OWNERS MANUAL FOR BLADE PART NO

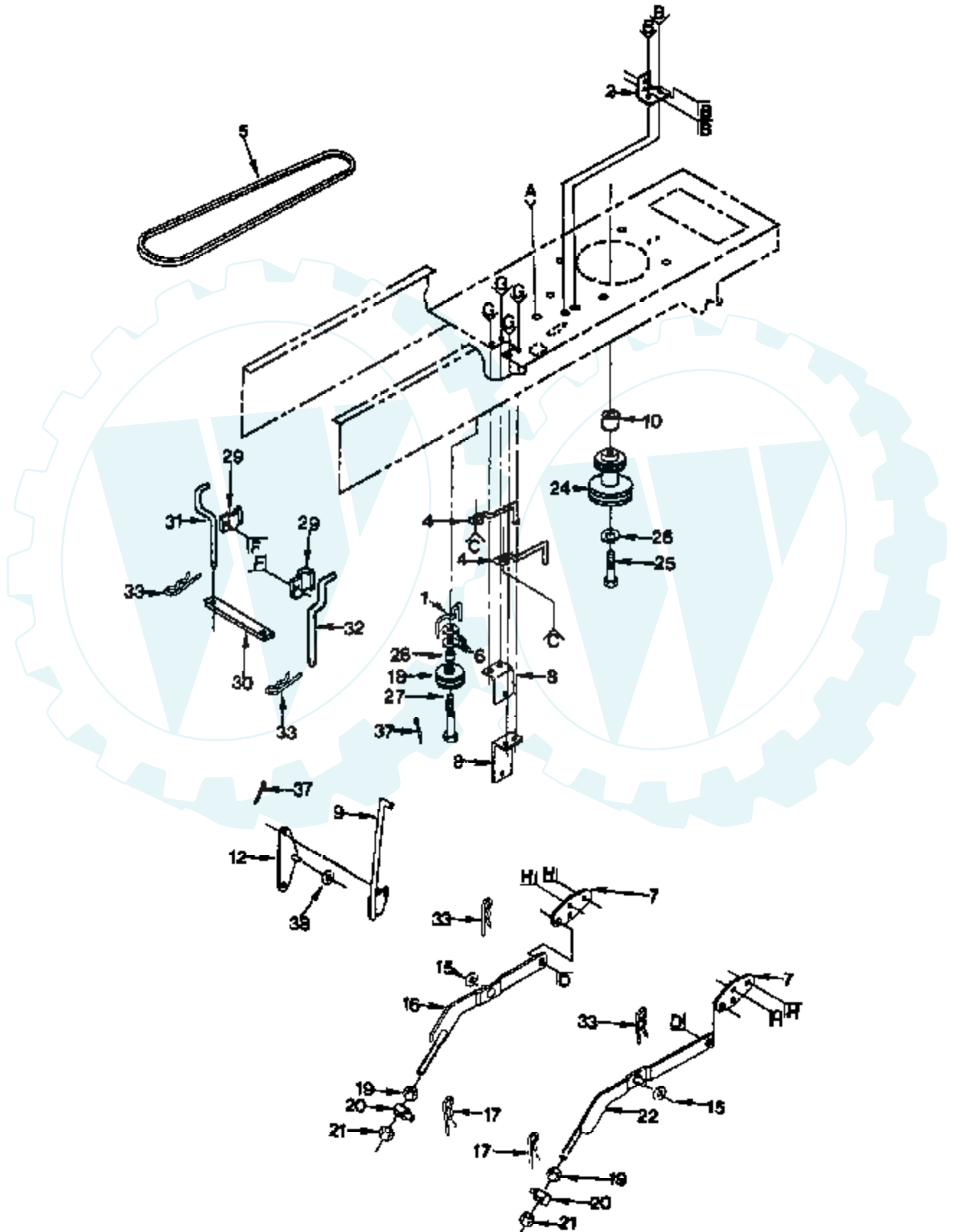
Ref #	Part Number	Qty	Description
1	106085X		BELT-V.79.1.MWR
2	105689X		SUB= 144725
3	8417J		SUB= 128772
4	73680600		SUB= 73690600
5	19111216		WASHER M
7	105896X		SUB= 137607
8	110452X		NUT PUSH M
9	106734X		SUB= 123713X
10	106735X		ROD-HINGE T
11	106736X		DEFLECTOR-SHLD T
12	105814X		DECAL.LT
13	105304X		CAP-SLEEVE LT
14	105662X		LINK.PARALLEL
15	105744X		"ROD, FRT. PARAL T"
16	4921H		SPRING.RETAINER
17	105872X		LINK STOP
18	105743X		SUB= 109835X
21	109598X		BRACKET RH LT
22	109597X		BRACKET LH T
24	3713J		DECAL INSTRUCTION CAUTION
25	109503X		SUPPORT ARM T
26	109504X		STOP T
27	109984X		NLA
28	106461X		SUB= 126756X
29	74760636		BOLT
30	108832X		SUB= 127163X
31	106902X		SPACER RETAINER
32	102403X		IDLER-FLAT T
33	106513X		"WASHER, WEAR LT"
34	102669X		BELT KEEPER LT
35	105891X		SUB= 121687X
36	100668L		SUPPORT PLATE LT
39	106634X		SUB= 25036
40	19132012		WASHER
41	10030600		SUB= 10040600
42	74310624		
43	108250X		SPRING LT
44	108235X		ROD LT
45	4921H		SPRING.RETAINER
46	76020312		SUB= 3145
47	109892X		ROCKSHAFT T
48	76020616		SUB= 76020624
49	108247X		ROD BRAKE LT
52	108243X		BRACKET LT
53	108241X		BRACKET LT
54	105857X		"BRKT,SUSP RH T"
55	108673X		"BRKT,SUSP REAR LH"
56	106578X		BRAKE LT
57	106463X		"ROD, BRAKE LH LT"
58	108249X		ROD BRAKE LT
59	106456X		"BRK,BRAKE,PVT LT"
60	100672K		SPACER BRAKE LTV
61	100673L		BRACKET SUPT LTV
63	19111016		WASHER
65	7631J		RUNNER-LH M
66	19131614		WASHER
68	78850		SUB= 85463
70	19131316		WASHER

Ref #	Part Number	Qty	Description
73	19132012		WASHER
74	106679X		DECAL.WARNING.T
75	76020308		SUB= 3145
80	110445		PLATE SUPPORT
81	19131407		SUB= 55611



**DRIVE GROUP**

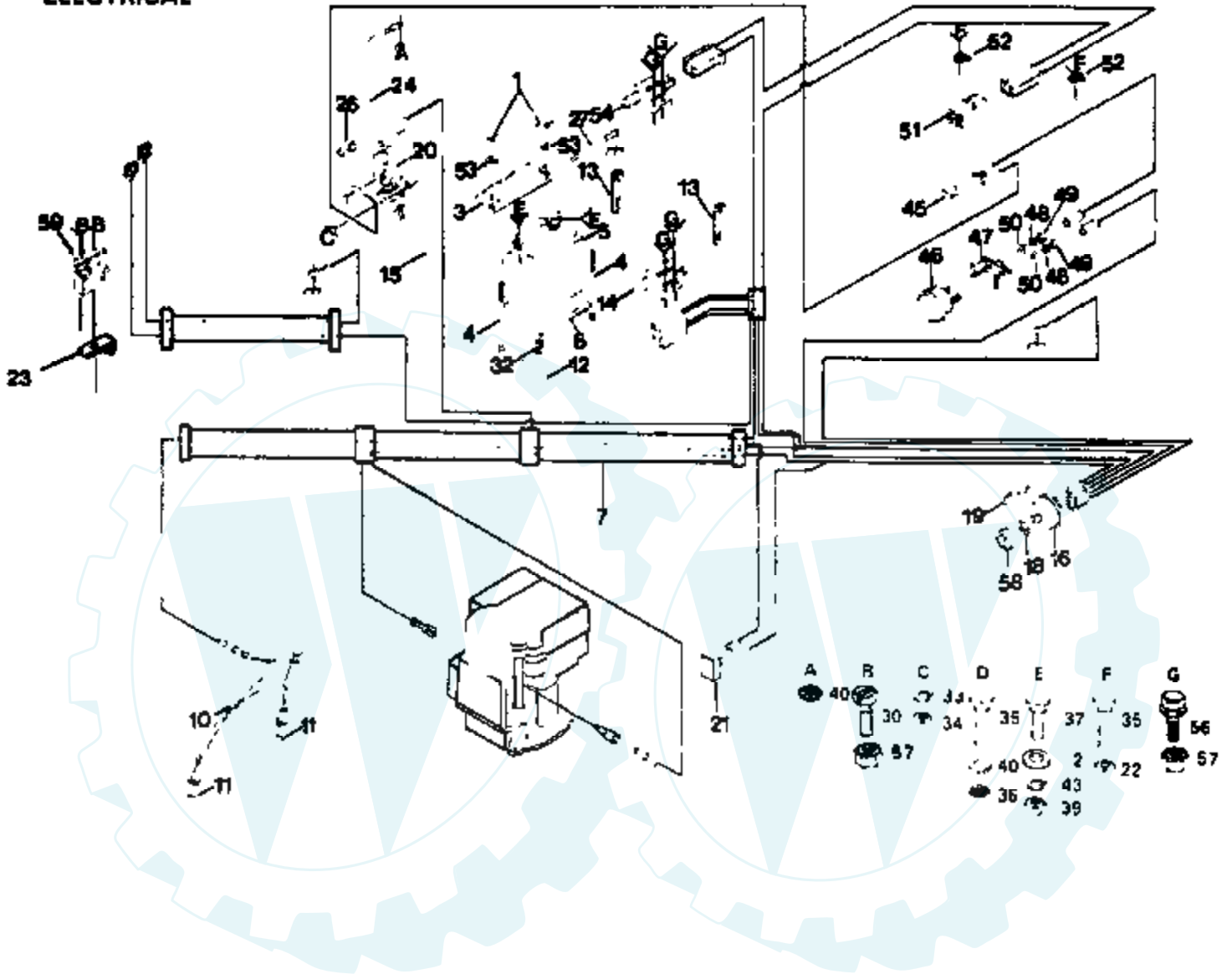
**ROPER LAWN TRACTOR--MODEL NUMBER LT110GR**



Ref #	Part Number	Qty	Description
1	109070X		BELT KEEPER LT
2	108236X		BRACKET LT
4	105730X		"KEEPER,BLT ENG LT"
5	105732X		SUB= 125907X
6	19131312		WASHER
7	105864X		"BRACKET, SUSPE T"
8	106444X		"BRKT,BELLCRAN T"
9	108451X		ROD ASSEM YT
10	19131410		WASHER
12	109728X		"T, BELLCRANK"
15	19171516		WASHER T
16	105863X		SUB= 121599X
17	9135R		SPRING H
18	4859J		SUB= 123674X
19	73220800		NUT
20	106308X		SUB= 130171
21	73680800		NUT LTV
22	105862X		SUB= 121598X
24	105731X		SUB= 137326
25	74770720		SUB= 71130720
26	10040700		LOCKWASHER
27	74760644		BOLT
28	4470J		SPACER T
29	106190X		CLAMP LT
30	109370X		SUB= 123770X
31	109368X		SUB= 123662X
32	109369X		SUB= 123663X
33	4921H		SPRING.RETAINER
37	76020412		COTTER PIN
38	19131410		WASHER

### ROPER LAWN TRACTOR--MODEL NUMBER LT110GR


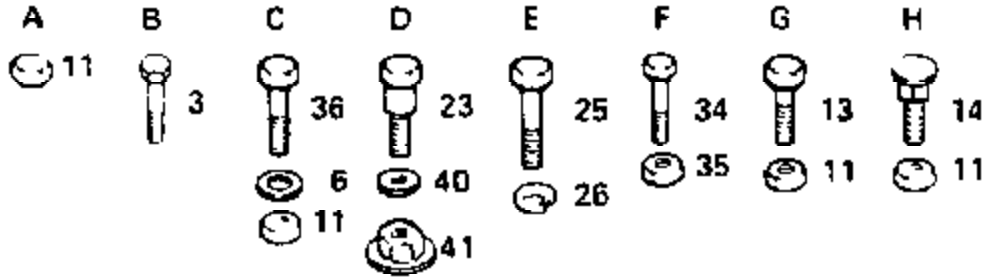
#### ELECTRICAL



Ref #	Part Number	Qty	Description
1	73490400		SUB= 146525
2	19091016		WASHER
3	105371X		SUB= 150109
4	72240460		BOLT
5	104922X		SUB= 123888X
6	105372X		"TRAY, BATTERY LT"
7	120130X		HARNESS T
10	110859X		HARNESS T
11	7662J		SUB= 4152J
12	7604J		SUB= 7697J
13	7192J		WIRE TIE
14	109553X		SWITCH INTERLOCKT
15	2957J		"CABLE T, BATTERY"
16	4406R		SUB= STD365402
18	109787X		SUB= 147626
19	109434X		KEY MOLDED
20	109081X		SUB= 146154
21	110712X		SWITCH LT
22	73680400		SUB= 73690400
23	4171R		CLIP T
24	5907J		SUB= 597J
26	719J		SUB= 154336
27	2955J		CABLE ASSY LT
30	74681008		SCREW
32	109596X		HOSE CLAMP T
33	10090400		SUB= 10040400
34	73350400		NUT
35	74780408		BOLT
36	73510400		NUT
37	74760412		BOLT LT
39	73220400		SUB= 50675
40	11050400		LOCKWASHER
43	10040400		LOCKWASHER
45	108824X		FUSE HYT
46	9433R		AMMETER T
47	6009J		SUB= 532131708
48	10101000		SUB= 10071000
49	73911000		NUT
50	19070818		WASHER
51	102501X		SUB= 141940
52	235R		CLIPT
53	11030400		LOCKWASHER GT
54	104445X		SWITCH-INTER. GT
56	71021008		SUB= 71031008
57	73951000		"NUT,KEPS"
58	109787X		SUB= 147626
59	121064X		SWITCH T
	101539X		SHEET INSTR LT
	110569X		MANUAL LT

## ROPER LAWN TRACTOR--MODEL NUMBER LT110FR

### DRIVE GROUP



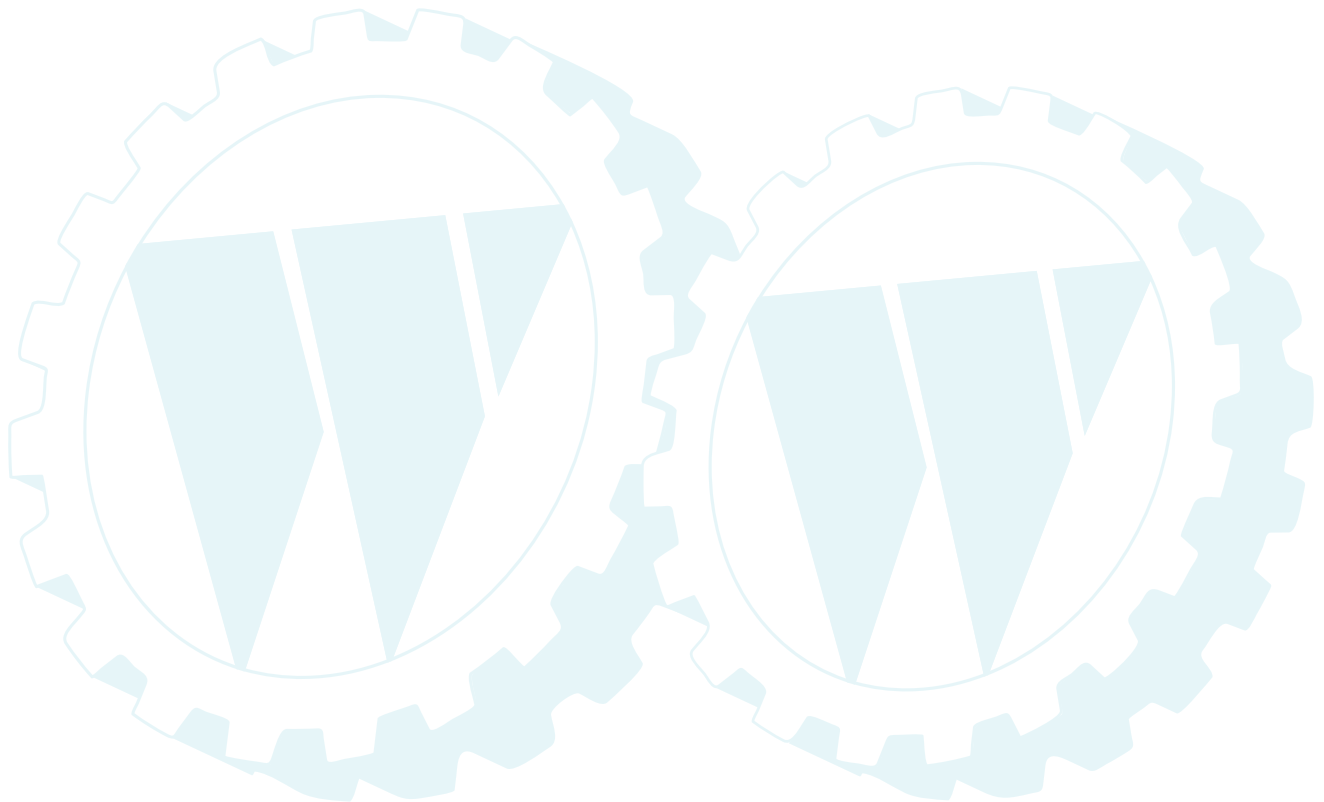
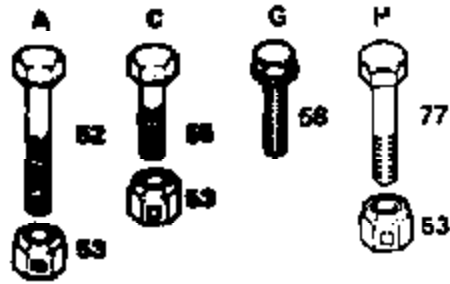


Ref #	Part Number	Qty	Description
3	17021008		SCREW
6	19131312		WASHER
11	73680600		SUB= 73690600
13	74760612		SUB= 74780612
14	72140606		BOLT
23	105848X		"BOLT, SHOULDER LT"
25	74770720		SUB= 71130720
26	10040700		LOCKWASHER
34	74760512		BOLT
35	73680500		SUB= 73690500
36	74760616		BOLT
40	110739X		WASHER T
41	73980600		NUT SPECIAL T



## ROPER LAWN TRACTOR--MODEL NUMBER LT110GR

### TRANSAXLE AND REAR WHEEL


























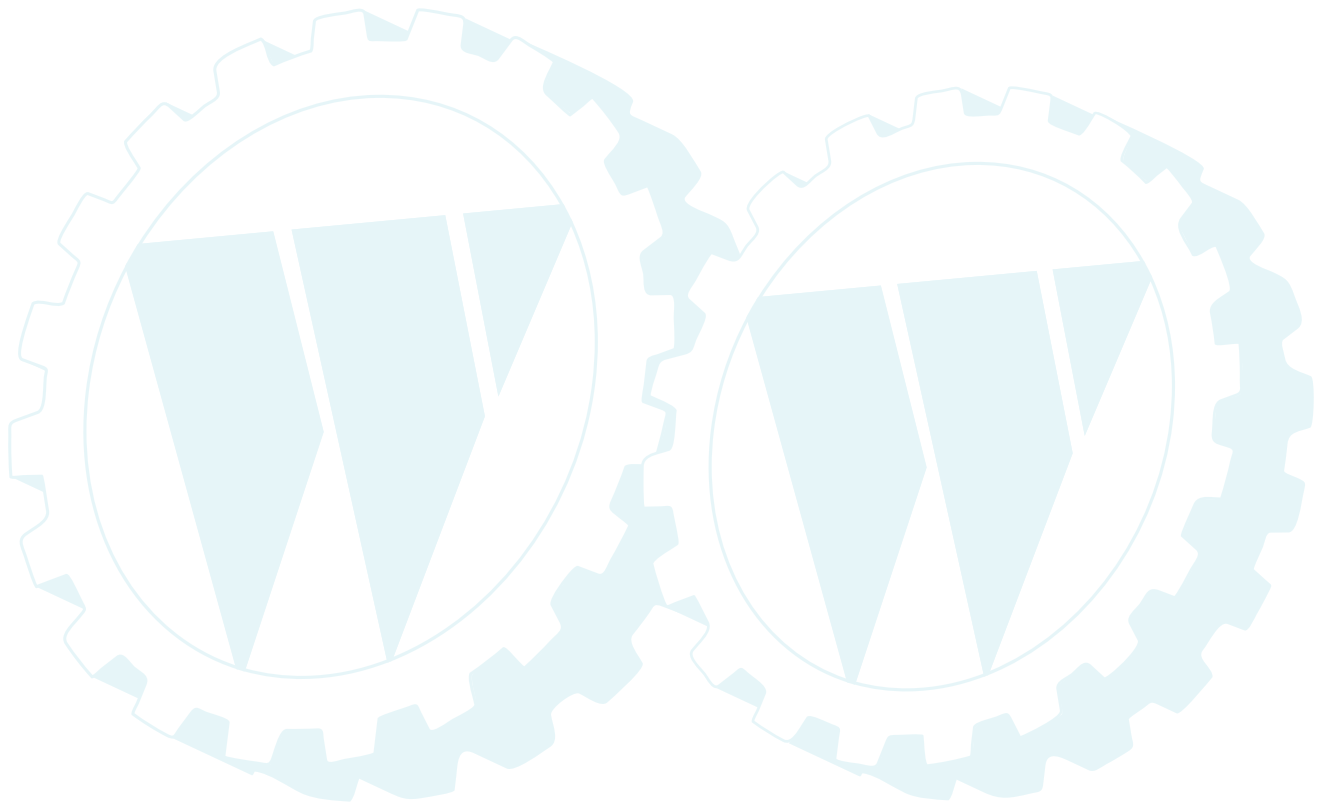
Ref #	Part Number	Qty	Description
52	74760644		BOLT
53	73680600		SUB= 73690600
55	74760612		SUB= 74780612
58	17490512		SCREW
77	74760616		BOLT



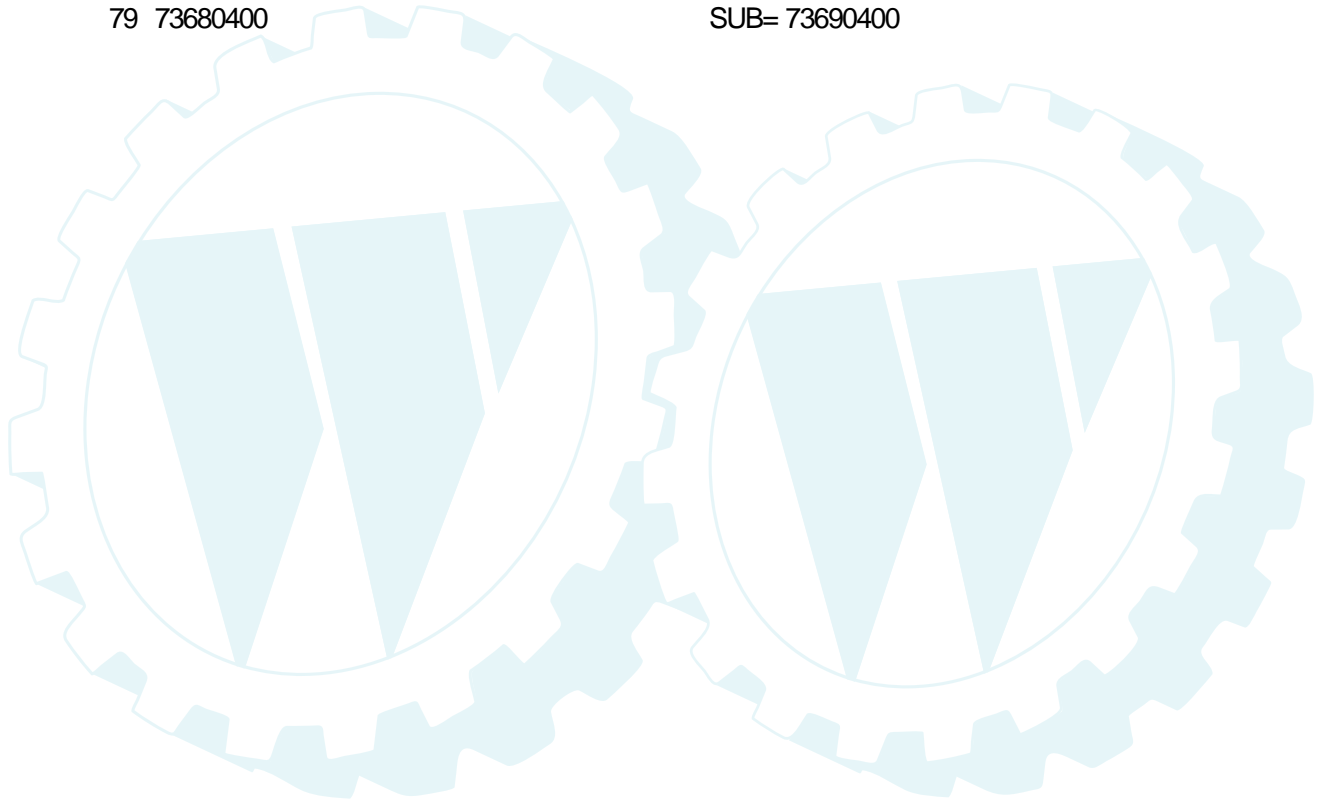
### ROPER LAWN TRACTOR--MODEL NUMBER LT110GR

#### 38" MOWER

- |   |  |  |  |  |  |  |  |   |  |  |  |
|---|--|--|--|--|--|--|--|---|--|--|--|
| <b>A</b>  | <b>B</b>   | <b>C</b>   | <b>E</b>   | <b>F</b>   | <b>G</b>   | <b>H</b>   | <b>J</b>   | <b>K</b>  | <b>L</b>   | <b>N</b>   | <b>P</b>   |
|  23 |  23 |  50 |  6  |  76 |  64 |  37 |  38 |  4 |  19 |  67 |  77 |
|  5  |  20 |  4  |  20 |  20 |  |  |  4  |   |  4  |  |  78 |
|  20 |  |  |  |  |  |  |  |   |  |  |  78 |
|   |  |  |  |  |  |  |  |   |  |  |  79 |

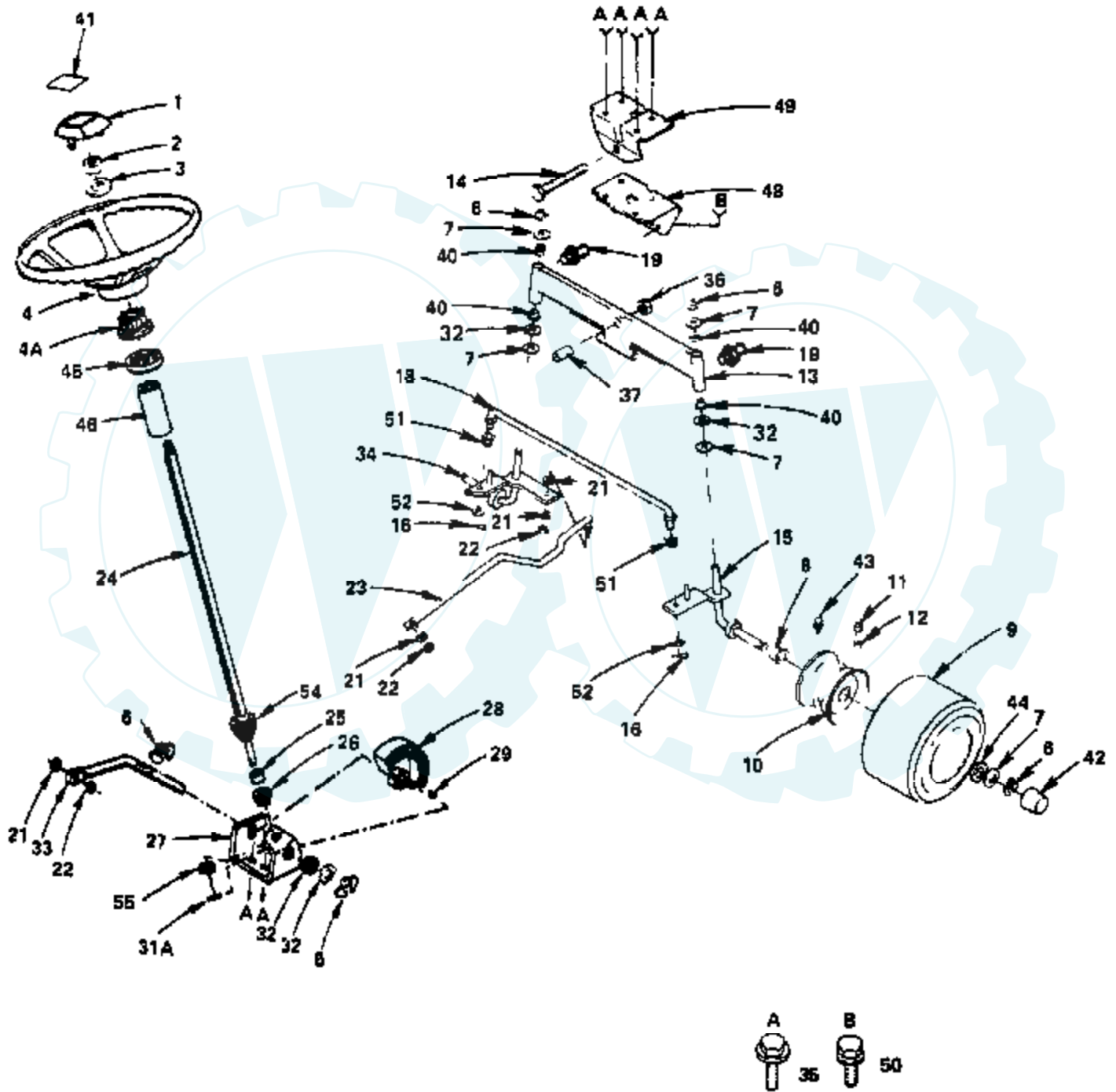


Ref #	Part Number	Qty	Description
4	73680600		SUB= 73690600
5	19111216		WASHER M
6	72140505		BOLT
19	74760612		SUB= 74780612
20	73680500		SUB= 73690500
23	72140506		BOLT
37	17490612		SCREW
38	17490620		SCREW
50	72140606		BOLT
57	106463X		"ROD, BRAKE LH LT"
64	74760684		BOLT
76	72110506		SUB= 72270506
77	74760412		BOLT LT
78	109893X		WASHER T
79	73680400		SUB= 73690400



### ROPER LAWN TRACTOR--MODEL NUMBER LT110GR

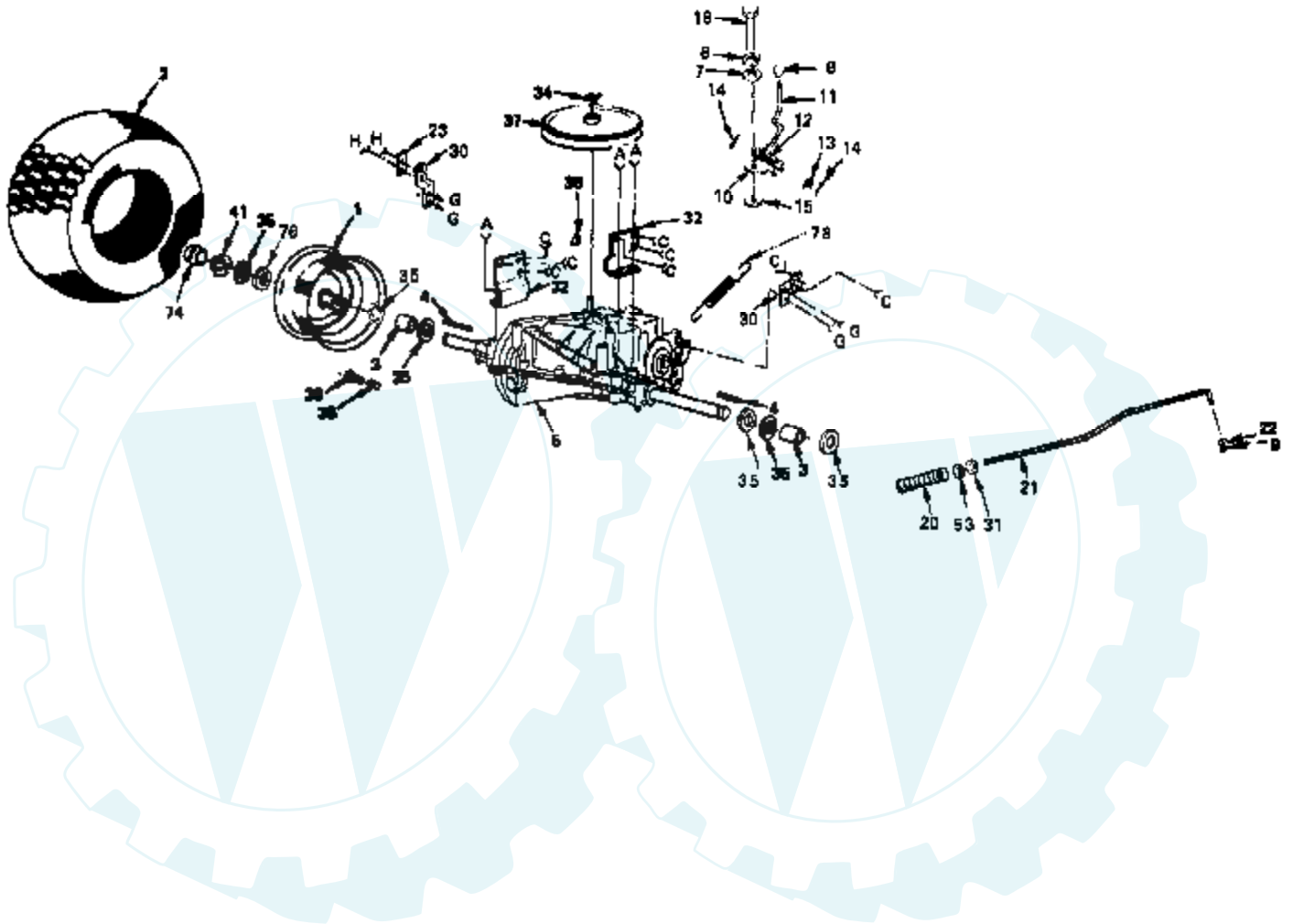
#### STEERING, FRONT AXLE AND WHEELS



Ref #	Part Number	Qty	Description
1	100710L		INSERT-WHEEL LT
2	73940800		SUB= 73360800
3	100712K		WASHER
4	100713N		SUB= 150547
4A	100711L		ADAPTER LT
5	109816X		NYLINER T
6	12000029		RING
7	19252016		SUB= 121749X
8	9040H		"FLANGE, BEARING"
9	106222X 59904		SUB= 122073X TUBE.5.3/4.5/6
10	106732X		SUB= 106732X417
11	65139		VALVE STEM LT
12	59192		VALVE CAP
13	108075X		FRONT AXLE
14	74761060		BOLT LT
15	105654X		SUB= 130524
16	76020412		COTTER PIN
18	105715X		ROD-TIE LT
19	6855M		ZERK M
20	110438X		BEARING
21	10040600		LOCKWASHER
22	73610600		SUB= 7810H
23	105727X		LINK-DRAG LT
24	109556X		SHAFT ASM T
25	74580		SHAFT SPACER LT
26	71208		BUSHING
27	109432X		SUB= 110150X
28	108684X		GEAR.SECTOR.HYT
29	106126X		KEY-WOODRUFF LT
30	19212016		WASHER D
31A	2882J		DRIVE PIN
32	6266H		WASHER .T
33	108683X		ROD STEERING T
34	105656X		SPINDLE-LH LT
35	17490612		SCREW
36	73901000		"NUT-LOC,FLANGE LT"
37	105725X		SUB= 110438X
40	3366R		COL. SRTG. BEAR.
41	104590X		DECAL - STEERING WHEEL
42	104757X		HUB CAP
43	278H		FITTING LT
44	19252616		SUB= 121748X
45	106943X		SPACER LT
46	106944X		TUBE LT
48	105664X		SUPPORT.SADDLE.FT
49	105663X		SUPPORT-SADDL T
50	17490508		SCREW LT
51	102792X		SUB= 126847X
52	19131416		WASHER
54	108685X		GEAR PINION T
55	101930X		WASHER YTV
56	19272016		WASHER

**ROPER LAWN TRACTOR--MODEL NUMBER LT110GR**

**TRANSAXLE AND REAR WHEEL**



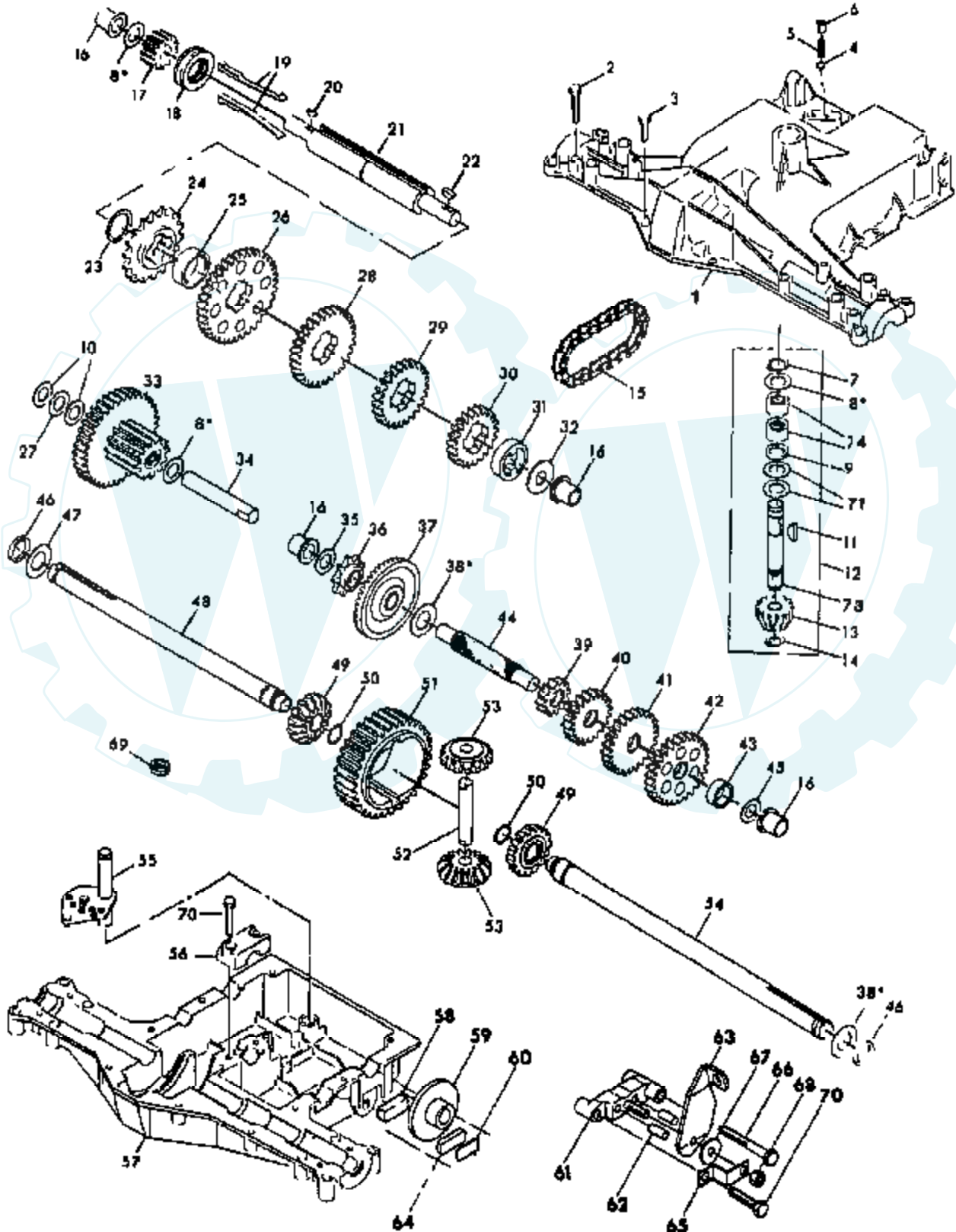


Ref #	Part Number	Qty	Description
1	106108X		SUB= 106108X417
2	106268X		SUB= 122074X
	7152J		TUBE.18X9.5-8
3	109502X		SPACER LT
4	2703J		SUB= 123583X
5	121082X		TRANSAXLE FOOTE
6	10040400		LOCKWASHER
7	19091210		WASHER LT
8	106933X		KNOB T (1/2-HOLE)
9	76020412		COTTER PIN
10	106919X		PLATE SHIFT LT
11	105699X		SUB= 110458X
12	105700X		SPRING LT
13	19151216		WASHER
14	76020416		PIN COTTER 1/8
15	105701X		WASH-SHFT PLT LT
16	71040412		SUB= 74550412
20	106888X		SPRING ROD LT
21	110437X		BRAKE ROD LT
22	19131316		WASHER
23	106157X		PLATE-STRAP LT
24	110422X		SUB= 146682
30	105842X		"STRAP, TORQUE LT"
31	73350600		NUT
32	109167X		BRACKET LT
34	12000028		SUB= 2267J
35	19252016		SUB= 121749X
36	2228M		SUB= 2228M1
37	105703X		SUB= 125478X
38	59192		VALVE CAP
39	65139		VALVE STEM LT
41	12000001		E-RING LT
53	73680600		SUB= 73690600
74	104757X		HUB CAP
75	73930600		LOCKNUT
76	19252616		SUB= 121748X

**ROPER LAWN TRACTOR--MODEL NUMBER LT110GR  
TRANSAXLE FOOTE--MODEL NUMBER 4150-49**

**TRANSAXLE**

**ALL REPAIRS MUST BE PERFORMED BY  
AN AUTHORIZED FOOTE DEALER. REFER  
TO BACK COVER.**



Ref #	Part Number	Qty	Description
1	3655B		HOUSING, UPPER
2	1360		SCREW 1/4-20 X 1.31
3	3396		SCREW 1/4-20 X .875
4	1151		BALL DETENT
5	3626		SPRING, DETENT
6	3623		SCREW, SET
7	1099		RING RETAINING
8	1441		WASHER PLAIN
8	1423		WASHER, PLAIN .632 X 1.00 X .026
8	1082		WASHER PLAIN
8	1424		WASHER PLAIN
8	1068		WASHER PLAIN
8	1425		WASHER PLAIN
8	1358		WASHER PLAIN
8	1145		WASHER, PLAIN .632 X 1.00 X .060
8	1319		WASHER PLAIN
9	3312		O-RING
10	1425		WASHER PLAIN
11	1374		KEY WOODRUFF #9
12	4134		ASSY KIT INPUT SHAFT
13	3590		PINION, BEVEL, 14 TEETH
14	3624		RING, RETAINING
15	3625		CHAIN, 24 PITCHES
16	1542		BEARING, FLANGE
17	3773		GEAR SPUR, 14 TEETH
18	3631		COLLAR CLUTCH
19	3676		KEY, CLUTCH
20	1369		KEY WOODRUFF #3
21	3663		SHAFT, INTERMEDIATE
22	1375		KEY, WOODRUFF, #61
23	3627		RING, RETAINING
24	3640		SPROCKET, 18T
25	3841		SPACER
26	3786		GEAR, SPUR, 37 TEETH
27	3422		SPACER .630 X 1.00 X .169
28	3867		GEAR, SPUR, 30 TEETH
29	3783		GEAR, SPUR, 25 TEETH
30	3741		GEAR SPUR
31	3715		SPACER
32	3628		WASHER, PLAIN .640 X 1.37 X .061
33	4286		ASSY GEAR COMB 12&35 TEETH
34	3658		SHAFT, IDLER
35	1959		WASHER PLAIN
36	3645		SPROCKET, 9 TEETH
37	3853		GEAR, BEVEL, 42 TEETH
38	3749		WASHER PLAIN
38	3652		WASHER PLAIN
38	3693		WASHER PLAIN
38	3653		WASHER PLAIN
38	3408		WASHER PLAIN
38	3732		WASHER PLAIN
38	3184		WASHER, PLAIN .758 X 1.25 X .031
38	3733		WASHER PLAIN
38	3198		WASHER PLAIN
38	3734		WASHER PLAIN
38	3735		WASHER PLAIN
38	3736		WASHER PLAIN
38	3180		WASHER PLAIN

Ref #	Part Number	Qty	Description
39	3646		GEAR, SPUR, 12 TEETH
40	3866		GEAR, SPUR, 20 TEETH
41	3719		GEAR, SPUR, 25 TEETH
42	3683		GEAR, SPUR, 31 TEETH
43	3714		SPACER
44	3657		SHAFT, DRIVE
45	1145		WASHER, PLAIN .632 X 1.00 X .060
46	3191		SEAL FELT
47	3184		WASHER, PLAIN .758 X 1.25 X .031
48	3846		AXLE
49	3780		GEAR, MITER, 15 TEETH
50	3656		RING, RETAINING
51	3839		GEAR, SPUR, 32 TEETH
52	3840		SHAFT, CROSS
53	3781		GEAR, MITER, 15 TEETH
54	3845		AXLE
55	4192		ASSY SHIFTER
56	3775		CAP, SUPPORT
57	3654B		PUCK, FRICTION
58	3757		PUCK, FRICTION
59	3276		DISC, BRAKE
60	3758		SPACER
61	3862		
62	3898		PIN, DOWEL
63	3768		LEVER, ACTUATING
64	3874		PUCK, FRICTION
65	3873		BRACKET, ANTI-ROTATION
66	3875		SCREW
67	3760		WASHER, PLAIN .321 X 1.00 X .055
68	3847		LOCKNUT 5/16-24
69	3789		V-RING
70	3724		SCREW TAPPING
71	3876		WASHER, PLAIN .632 X 1.38 X .046
72	4300		GREASE
73			REFER TO IMAGE
74			REFER TO IMAGE